

# Research Insight

Education in Africa:  
2024 IIAG overview



# Education

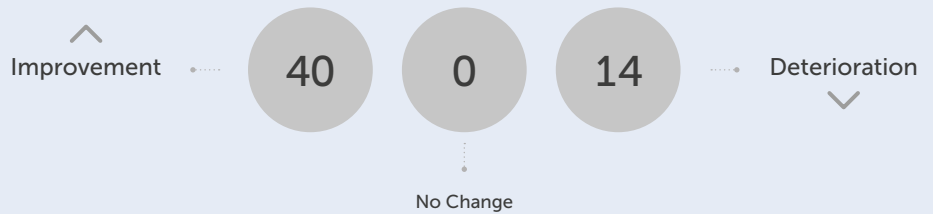
## African average

Source: MIF

2023 score (out of 100.0)	50.7
10-year change (2014-2023)	+2.4
Trend: 5-year change (2019-2023) compared to 10-year change	Slowing Improvement <span style="color: green;">●</span>

## African countries

10-year change (2014-2023) by number of countries



Trend: 5-year change (2019-2023) compared to 10-year change by number of countries

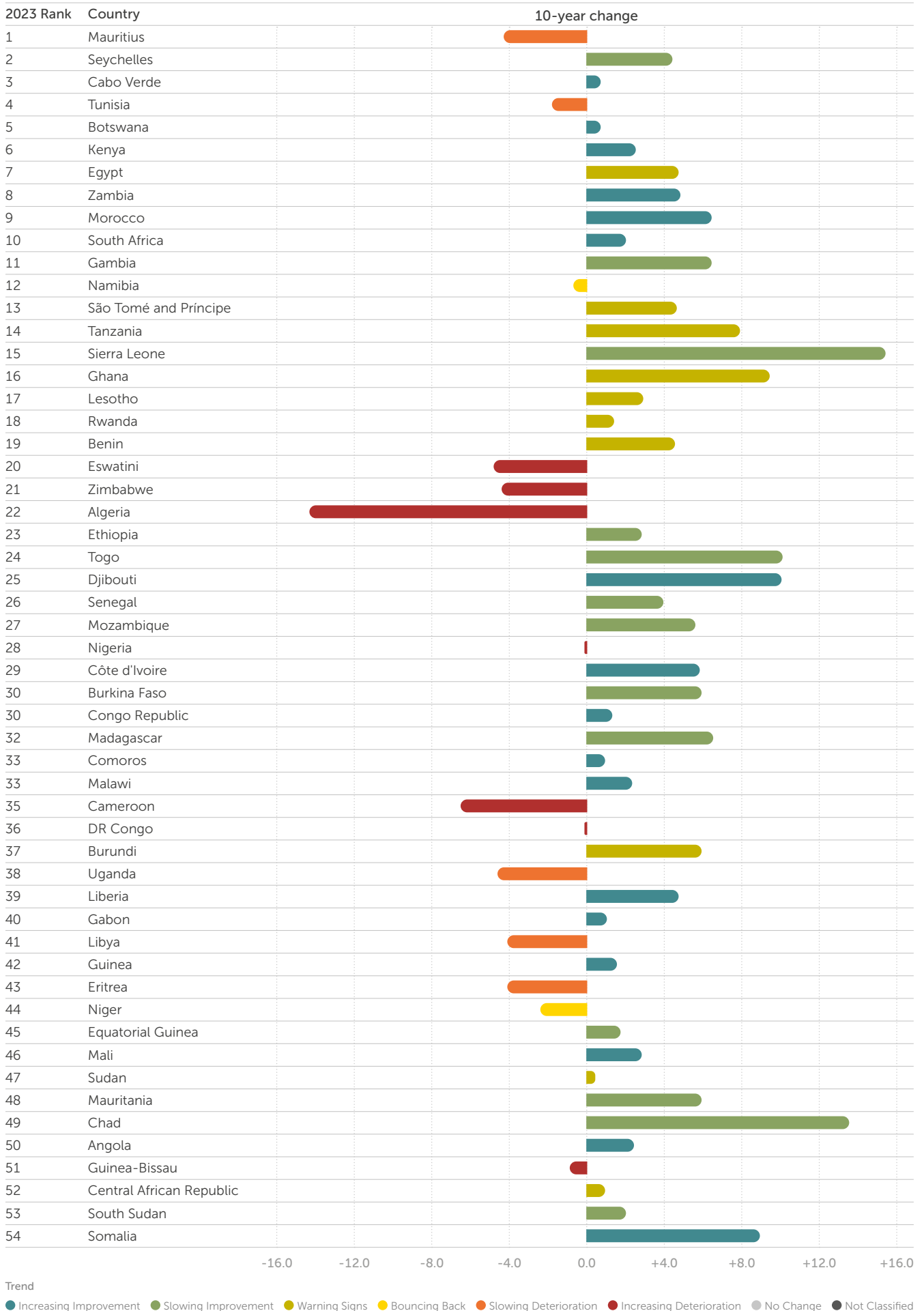


Largest Improvement	Sierra Leone
Change 2014-2023	+15.4
Score/Rank (2023)	60.6/15th
Largest Deterioration	Algeria
Change 2014-2023	-14.3
Score/Rank (2023)	56.6/22nd

Underlying measures	Score (2023)	10-year change (2014-2023)	
<i>Equality in Education</i>	49.2	+2.8	<span style="color: green;">●</span>
<i>Education Enrolment</i>	43.5	+2.4	<span style="color: green;">●</span>
<i>Education Completion</i>	51.2	+6.1	<span style="color: green;">●</span>
<i>Human Resources in Education</i>	83.6	+2.5	<span style="color: yellow;">●</span>
<i>Education Quality</i>	41.4	+1.7	<span style="color: teal;">●</span>
<i>Public Perception of Education Provision</i>	55.2	-0.3	<span style="color: yellow;">●</span>

Education sub-category: 2023 rank, 10-year change & trend (2014-2023)

Source: MIF



## 4 Africa has made huge strides in education over the past few decades

The continent has progressed with more children finishing school than ever before. This is mainly attributed to the rising numbers of girls in education and pupils in tertiary education.

According to UNESCO, between 2000 and 2022, primary school completion rates rose from 52% to 67%. The rate of high school dropouts have also slowed with completion rates at 50% (up from 35%) for pupils in lower secondary and 33% (up from 23%) for pupils in upper secondary.

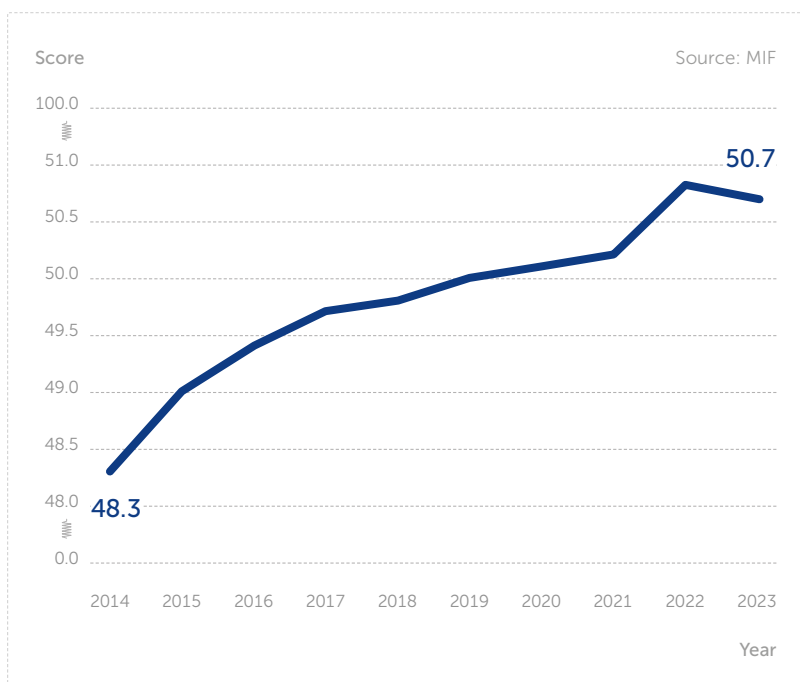
### 2024 IIAG also shows *Education* improving between 2014 and 2023

The 2024 IIAG also shows that Africa has been progressing in the *Education* sub-category between 2014 and 2023, gaining 2.4 points. With a score of 50.7 in 2023, the continent has reached above 50.0 but there is greater scope for progress.

For almost 2/3rd of Africa's population, living in 40 countries, *Education* has improved since 2014 – with 23% of Africa's population living in a total of 17 countries where the pace of improvement has even accelerated since 2019.

The positive trend in the *Education* sub-category is mainly driven by progress in *Education Completion* (+6.1)

Africa: *Education* sub-category scores (2014-2023)



Despite being among the most improved countries, Somalia is bottom-ranked in the *Education* sub-category with a score of 10.0

Only two countries have a score above 80.0 points: Mauritius (85.4/1st) and Seychelles (81.6/ 2nd). Twenty eight countries have a score above the African average of 50.7.

For more information on how to read the IIAG results, please see the documents available to download on the [IIAG online data portal](#).



**mo.ibrahim.foundation**

FB→ /MolbrahimFoundation

X→ @Mo\_IbrahimFdn #IIAG

IG→ moibrahimfoundation